

# At a glance...




30,000+ students responded to the national survey



39 Australian universities represented

## Prevalence and location of sexual assault and sexual harassment at university.



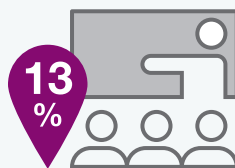
One in five (21%) students were **sexually harassed** in a university setting, excluding travel to and from university, in 2016.

Recent incidents most commonly occurred:



14%

On university grounds



13%

In university teaching spaces



8%

University social spaces

1.6% of students were **sexually assaulted** in a university setting, including travel to and from university, on at least one occasion in 2015 or 2016.

Recent incidents most commonly occurred:



21%

At a social event at university or residence social event



15%

On public transport on the way to or from university



10%

On university grounds




10%

At a university residence or college

## Who experiences sexual assault and sexual harassment at university?


Women were **three times** as likely as men

to have been **sexually assaulted** in a university setting in 2015 or 2016.



Women were **almost twice** as likely as men

to have been **sexually harassed** in a university setting in 2016.



---

## Who perpetrates sexual assault and sexual harassment at university?

**51%** of students who were **sexually assaulted** and

**45%** of students who were **sexually harassed**

...knew some or all of the perpetrators.



---

## Complaints or reports of sexual assault and sexual harassment at university



**94%** of students who were **sexually harassed** and

**87%** of students who were **sexually assaulted**

...did **not** make a formal report or complaint to their university.